










# Millfields User Survey

1. How often do you visit Millfields?			Response Percent	Response Count
Less than once a month			5.7%	18
Around 2 - 4 times a month			18.8%	59
<b>Around 1 - 2 times a week</b>			<b>27.1%</b>	<b>85</b>
Around 3 - 4 times a week			21.3%	67
Every day			25.5%	80
I never visit Millfields			1.6%	5
			<b>answered question</b>	<b>314</b>
			<b>skipped question</b>	<b>0</b>

2. If you never visit Millfields, can you tell us why not?			Response Percent	Response Count
<b>I don't live near the park</b>			<b>50.0%</b>	<b>3</b>
The facilities are not useful to me			16.7%	1
I use other parks in Hackney			33.3%	2
			Other (please tell us)	1
			<b>answered question</b>	<b>6</b>
			<b>skipped question</b>	<b>308</b>

**3. When you visit the park, what do you do?**

		Response Percent	Response Count
Walk		83.6%	260
Picnic		23.5%	73
Use trim trail / exercise equipment		13.5%	42
Play football		19.6%	61
Jog		31.5%	98
Bring children		47.9%	149
Sit and relax		34.7%	108
Play basketball		4.5%	14
Walk dog		22.2%	69
Cycle		52.4%	163
Play cricket		8.0%	25
Play tennis		17.4%	54
Other (please tell us)			35
		<b>answered question</b>	<b>311</b>
		<b>skipped question</b>	<b>3</b>

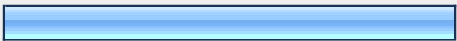

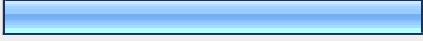

**4. To what extent do you think Millfields needs the following changes?**

	<b>Defintitely needed</b>	<b>Needed</b>	<b>Undecided</b>	<b>Not needed</b>	<b>Definitely not needed</b>	<b>Response Count</b>
New changing rooms	19.0% (51)	24.5% (66)	<b>33.8% (91)</b>	10.8% (29)	11.9% (32)	269
Public toilets	<b>47.2% (137)</b>	29.7% (86)	13.1% (38)	3.4% (10)	6.6% (19)	290
Cafe	<b>49.0% (145)</b>	24.7% (73)	12.8% (38)	6.4% (19)	7.1% (21)	296
Skateboard area	11.9% (32)	19.0% (51)	<b>32.3% (87)</b>	17.1% (46)	19.7% (53)	269
Paddling pool	22.0% (61)	23.1% (64)	<b>28.9% (80)</b>	12.3% (34)	13.7% (38)	277
Refurbished playground	<b>48.1% (137)</b>	28.1% (80)	12.3% (35)	7.0% (20)	4.6% (13)	285
Improved cricket facilities	21.6% (58)	19.7% (53)	<b>41.6% (112)</b>	10.0% (27)	7.1% (19)	269
More flowerbeds and shrubbery	<b>44.3% (124)</b>	26.1% (73)	17.9% (50)	7.1% (20)	4.6% (13)	280
Separate play area for older children (8-12 years)	<b>38.7% (106)</b>	21.5% (59)	24.5% (67)	6.9% (19)	8.4% (23)	274
	<b><i>answered question</i></b>					<b>305</b>
	<b><i>skipped question</i></b>					<b>9</b>

**5. Can you tell us how likely you would be to use any of the following?**

	Very likely	Likely	Neither likely or unlikely	Unlikely	Very unlikely	Response Count
New changing rooms	9.5% (26)	15.4% (42)	16.5% (45)	19.4% (53)	<b>39.2% (107)</b>	273
Public toilets	<b>43.8% (128)</b>	28.8% (84)	7.5% (22)	6.8% (20)	13.0% (38)	292
Cafe	<b>56.6% (167)</b>	23.7% (70)	7.1% (21)	4.4% (13)	8.1% (24)	295
Skateboard area	7.4% (20)	10.7% (29)	16.7% (45)	16.3% (44)	<b>48.9% (132)</b>	270
Paddling pool	25.7% (71)	15.6% (43)	16.3% (45)	10.9% (30)	<b>31.5% (87)</b>	276
Refurbished playground	<b>45.9% (128)</b>	12.9% (36)	13.6% (38)	5.7% (16)	21.9% (61)	279
Improved cricket facilities	13.2% (35)	9.1% (24)	20.0% (53)	15.5% (41)	<b>42.3% (112)</b>	265
Separate play area for older children (8-12 years)	27.6% (75)	16.9% (46)	13.6% (37)	11.0% (30)	<b>30.9% (84)</b>	272
	<i>answered question</i>					<b>301</b>
	<i>skipped question</i>					<b>13</b>






**6. It is possible to change existing buildings into or build new changing rooms. Which sports should we provide new changing rooms for?**

		Response Percent	Response Count
Cricket		49.8%	131
<b>Football</b>		<b>51.7%</b>	<b>136</b>
Tennis		46.0%	121
None - changing rooms are not needed		26.6%	70
	Other (please tell us)		41
	<i>answered question</i>		<b>263</b>
	<i>skipped question</i>		<b>51</b>



**7. What do you think the Park Lodge (by the Hillstowe Street entrance) is best used for? Please tell us whether you support the following options.**

	Yes	Maybe	No	Response Count
A new base for park rangers	<b>45.3% (111)</b>	40.4% (99)	14.3% (35)	245
A building with rooms that community groups can hire	<b>40.0% (94)</b>	37.9% (89)	22.1% (52)	235
A building with rooms for private meetings or event hire	25.6% (57)	34.1% (76)	<b>40.4% (90)</b>	223
A new cafe	<b>64.3% (182)</b>	20.8% (59)	14.8% (42)	283
Environment and ecology education centre	39.1% (95)	<b>41.2% (100)</b>	19.8% (48)	243
Team changing rooms	22.4% (50)	<b>40.8% (91)</b>	36.8% (82)	223
			Other (please tell us)	33
			<b>answered question</b>	<b>293</b>
			<b>skipped question</b>	<b>21</b>

**8. What do you think of the current children's play facilities in the park?**

		Response Percent	Response Count
Excellent		2.7%	8
Good		18.5%	54
<b>Average</b>		<b>43.8%</b>	<b>128</b>
Not very good		22.9%	67
Poor		12.0%	35
		<b>answered question</b>	<b>292</b>
		<b>skipped question</b>	<b>22</b>



9. Is there anything you would like to do in the park for which there is currently no provision? Please tell us.		
		Response Count
		149
		<i>answered question</i>
		<b>149</b>
		<i>skipped question</i>
		<b>165</b>

10. Do you agree that dog control in the park is a problem?			
		Response Percent	Response Count
Yes		57.5%	172
No		42.5%	127
		<i>answered question</i>	<b>299</b>
		<i>skipped question</i>	<b>15</b>

11. If 'yes' can you tell us more about the problems you've seen or experienced?		
		Response Count
		151
		<i>answered question</i>
		<b>151</b>
		<i>skipped question</i>
		<b>163</b>

12. To what extent do you agree with the following statements about dog control?						
	Strongly agree	Agree	Undecided	Disagree	Strongly disagree	Response Count
I would prefer it if dogs were kept on leads in parks and other public places	33.3% (97)	15.8% (46)	16.5% (48)	19.9% (58)	14.4% (42)	291
Hackney Council should do more to penalise dog owners who fail to pick up after their dogs	71.6% (212)	20.3% (60)	5.1% (15)	2.4% (7)	0.7% (2)	296
I support the introduction of an enclosed dog free area in Millfields Recreation ground	50.2% (148)	18.6% (55)	14.9% (44)	8.1% (24)	8.1% (24)	295
	<i>answered question</i>					<b>297</b>
	<i>skipped question</i>					<b>17</b>

13. Is there anything else you would like to tell us about Millfields Recreation Ground? Please leave your comments here.		Response Count
		155
	<i>answered question</i>	<b>155</b>
	<i>skipped question</i>	<b>159</b>

14. What is your gender?			
		Response Percent	Response Count
Male		41.9%	125
Female		58.1%	173
	<i>answered question</i>		<b>298</b>
	<i>skipped question</i>		<b>16</b>

15. What age range do you fall into?



		Response Percent	Response Count
18 and under		8.9%	27
18 - 24		3.0%	9
25 - 34		17.9%	54
<b>35 - 44</b>		<b>41.1%</b>	<b>124</b>
45 - 54		17.2%	52
55 - 64		8.6%	26
65 and over		3.3%	10
		<b>answered question</b>	<b>302</b>
		<b>skipped question</b>	<b>12</b>

16. Where do you live?






		Response Percent	Response Count
<b>E5</b>		<b>91.1%</b>	<b>275</b>
E8		1.7%	5
E9		4.6%	14
E17		0.3%	1
N1		0.3%	1
N4		0.0%	0
N5		0.3%	1
N15		0.0%	0
N16		1.7%	5
N17		0.0%	0
E10		0.0%	0
		Other (please tell us)	1
		<b>answered question</b>	<b>302</b>



17. Do you consider yourself disabled?

		Response Percent	Response Count
Yes		2.8%	8
No		97.2%	280
<i>answered question</i>			<b>288</b>
<i>skipped question</i>			<b>26</b>

18. Please tell us which of the following best describes your ethnic background.

		Response Percent	Response Count
White British		57.6%	171
White other		17.2%	51
Black or Black British		10.1%	30
Asian or Asian British		10.1%	30
Mixed parentage		5.1%	15
Chinese		0.0%	0
Other (please tell us if you wish)			5
<i>answered question</i>			<b>297</b>
<i>skipped question</i>			<b>17</b>

19. Religion			Response Percent	Response Count
Christian			40.6%	84
Muslim			11.1%	23
Hindu			1.4%	3
Orthodox Jewish/Charedi			0.0%	0
Sikh			0.5%	1
<b>Atheist</b>			<b>46.4%</b>	<b>96</b>
		Other (please tell us if you wish)		34
		<b>answered question</b>		<b>207</b>
		<b>skipped question</b>		<b>107</b>

20. Are you interested in becoming a member of Millfields' User Group? User groups keep a watch over their parks, generate ideas for improvement and campaign to improve them for the benefit of all. The User Group play an important role in connecting views of the community with Hackney Council. Please leave your contact details if you'd like more information about joining the group.				
			Response Percent	Response Count
<b>Name:</b>			<b>94.8%</b>	<b>110</b>
Address:			87.1%	101
Postal Code:			73.3%	85
Email Address:			75.0%	87
Phone Number:			61.2%	71
		<b>answered question</b>		<b>116</b>
		<b>skipped question</b>		<b>198</b>